

Government Degree College Kaffota District Sirmaur, Himachal Pradesh

Ranking of Government Colleges in HP

Criterion 1 Teaching Learning

Key Indicator 1.4 Student Feedback

Metric 1.4.ii Students satisfaction



Table of Contents

TABLE OF CONTENTS.....	1
METHODOLOGY.....	1
DATA ANALYSIS AND INTERPRETATION	2
1. HOW WELL DID THE TEACHERS PREPARE FOR THE CLASSES?.....	2
2. HOW WELL WERE THE TEACHERS ABLE TO COMMUNICATE?	3
3. THE TEACHER’S APPROACH TO TEACHING CAN BE BEST DESCRIBED AS:.....	4
4. FAIRNESS OF THE INTERNAL EVALUATION PROCESS BY THE TEACHERS.....	5
5. WAS YOUR PERFORMANCE IN ASSIGNMENTS DISCUSSED WITH YOU?.....	6
6. THE INSTITUTE TAKES ACTIVE INTEREST IN PROMOTING INTERNSHIP STUDENT EXCHANGE, FIELD VISIT OPPORTUNITIES FOR STUDENTS.....	7
7. THE TEACHING AND MENTORING PROCESS IN YOUR INSTITUTION FACILITATES YOU IN COGNITIVE, SOCIAL, AND EMOTIONAL GROWTH.	8
8. THE INSTITUTION PROVIDES MULTIPLE OPPORTUNITIES TO LEARN AND GROW.	9
9. TEACHERS INFORM YOU ABOUT YOUR EXPECTED COMPETENCIES, COURSE OUTCOMES AND PROGRAMME OUTCOMES....	100
10. YOUR MENTOR DOES A NECESSARY FOLLOW-UP WITH AN ASSIGNED TASK TO YOU.....	111
11. THE TEACHERS ILLUSTRATE THE CONCEPTS THROUGH EXAMPLES AND APPLICATIONS.	122
12. THE TEACHERS IDENTIFY YOUR STRENGTHS AND ENCOURAGE YOU WITH PROVIDING RIGHT LEVEL OF CHALLENGES.	133
13. TEACHERS ARE ABLE TO IDENTIFY YOUR WEAKNESSES AND HELP YOU TO OVERCOME THEM.	144
14. THE INSTITUTION MAKES EFFORT TO ENGAGE STUDENTS IN MONITORING, REVIEW, AND CONTINUOUS QUALITY IMPROVEMENT OF THE TEACHING LEARNING PROCESS.	155
15. THE INSTITUTE/TEACHERS USE STUDENT CENTRIC METHODS, SUCH AS EXPERIENTIAL LEARNING, PARTICIPATIVE LEARNING, AND PROBLEM-SOLVING METHODOLOGIES FOR ENHANCING LEARNING EXPERIENCES.	166
16. TEACHERS ENCOURAGE YOU TO PARTICIPATE IN EXTRA-CURRICULAR ACTIVITIES.....	177
17. EFFORTS ARE MADE BY THE INSTITUTE/ TEACHERS TO INCULCATE SOFT SKILLS, LIFE SKILLS AND EMPLOYABILITY SKILLS TO MAKE YOU READY FOR THE WORLD OF WORK.	188
18. THE OVERALL QUALITY OF TEACHING-LEARNING PROCESS IN YOUR INSTITUTION IS VERY GOOD.....	19
19. CONCLUSION:.....	ERROR! BOOKMARK NOT DEFINED.0

Methodology

The curriculum feedback from students has been collected through structured questionnaire, which includes 18 questions on various aspects of college.

64 responses of Students' feedback forms on various aspects of college have been received from the students.

A Five Point Likert Scale has been used with weights assigned from 1 to 5 to different levels as follows:

1= Strongly Disagree/ Highly Dissatisfied/ Lack/Very Bad

2= Disagree/ Dissatisfied/ Inadequate/Bad

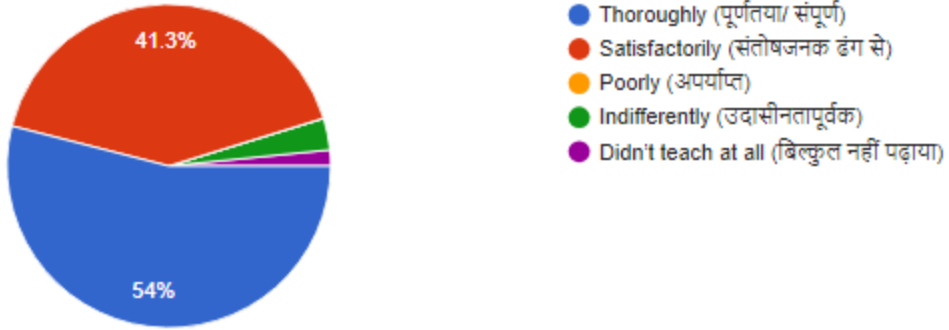
3= Neutral / No Opinion/ Average

4= Agree/ Satisfied / Adequate/Good

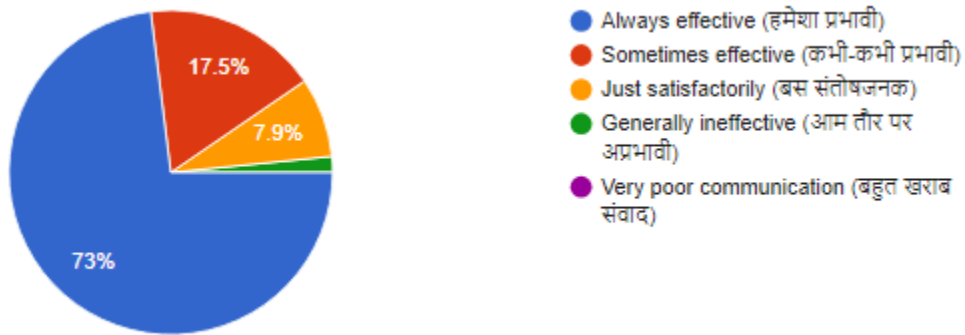
5 = Strongly Agree/ Highly Satisfied/ Abundance/ Very Good

Data Analysis and Interpretation

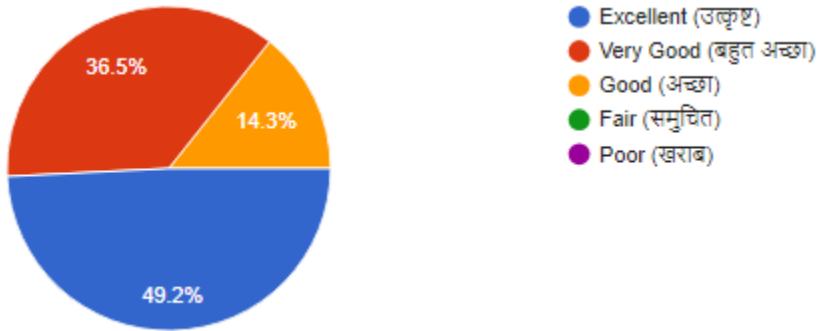
1. How well did the teachers prepare for the classes?



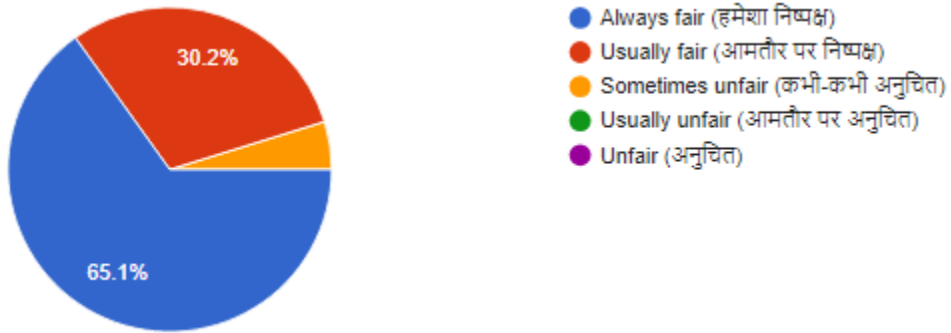
2. How well were the teachers able to communicate?



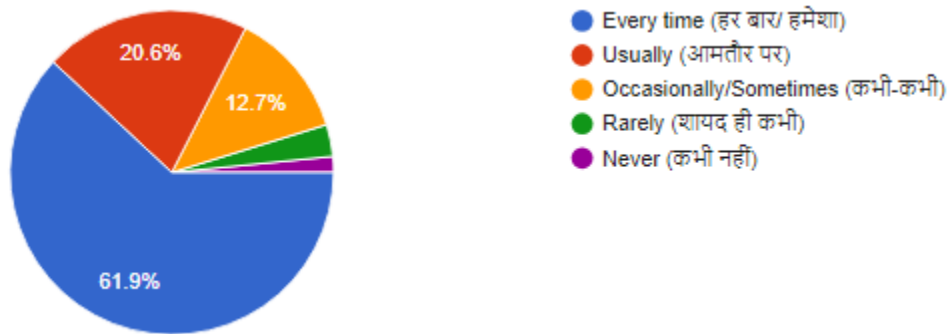
3. The teacher's approach to teaching can be best described as:



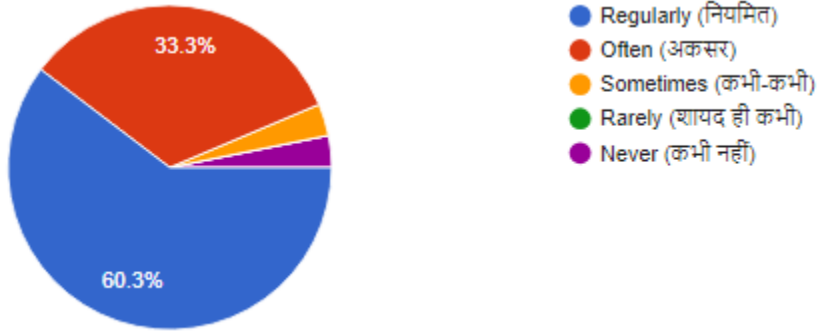
4. Fairness of the internal evaluation process by the teachers.



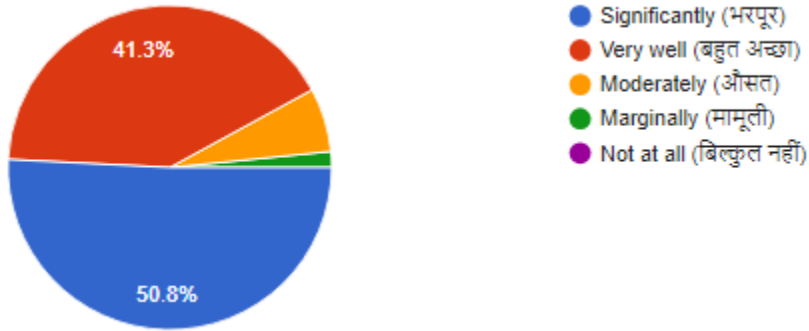
5. Was your performance in assignments discussed with you?



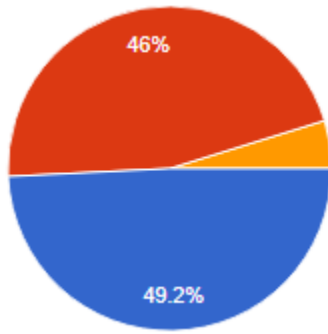
6. The institute takes active interest in promoting internship student exchange, field visit opportunities for students.



7. The teaching and mentoring process in your institution facilitates you in cognitive, social, and emotional growth.

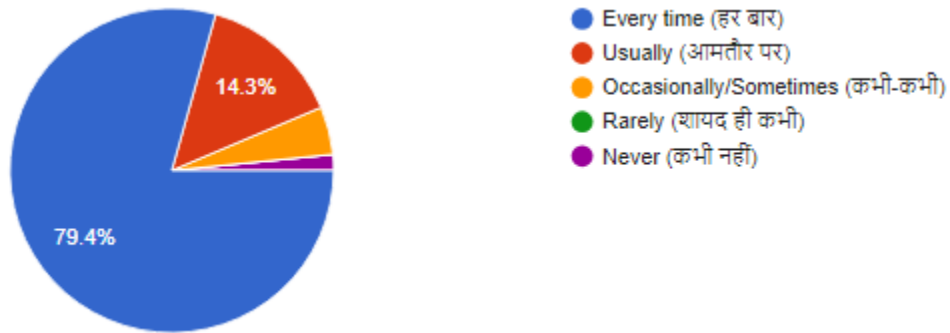


8. The institution provides multiple opportunities to learn and grow.

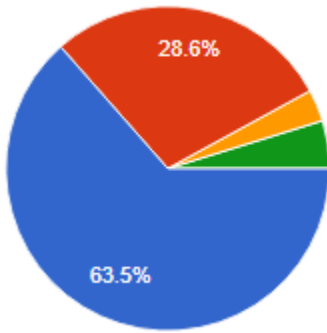


- Strongly Agree (पूर्णतः सहमत)
- Agree (सहमत)
- Neutral/ Not Sure/ No Opinion ((तटस्थ/ निश्चित नहीं/ कोई राय नहीं)
- Disagree (असहमत)
- Strongly Disagree (पूर्णतः असहमत)

9. Teachers inform you about your expected competencies, course outcomes and programme outcomes.

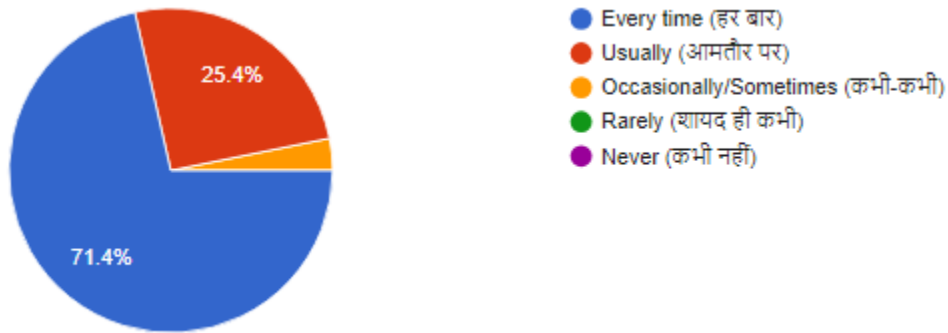


10. Your mentor does a necessary follow-up with an assigned task to you.

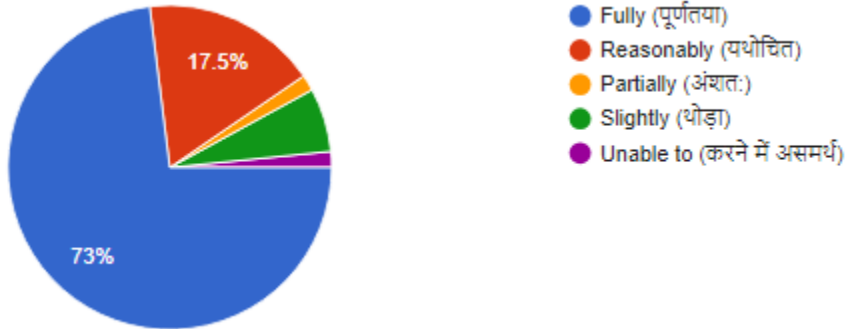


- Every time (हर बार/ हमेशा)
- Usually (आमतौर पर)
- Occasionally/Sometimes (कभी-कभी)
- Rarely (शायद ही कभी)
- I don't have a mentor (मेरा कोई मेंटर (गुरु) नहीं है)

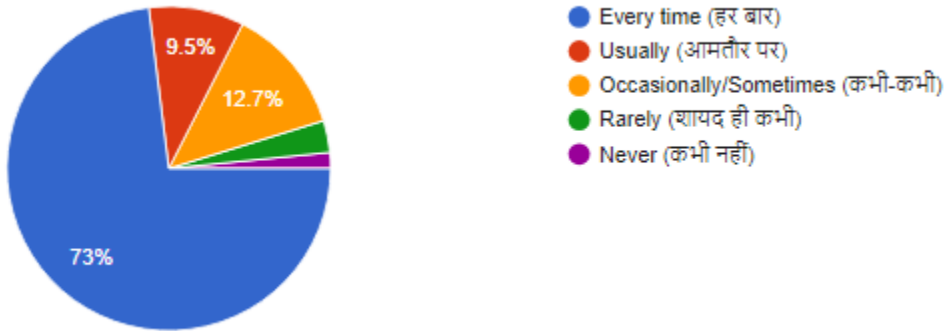
11. The teachers illustrate the concepts through examples and applications.



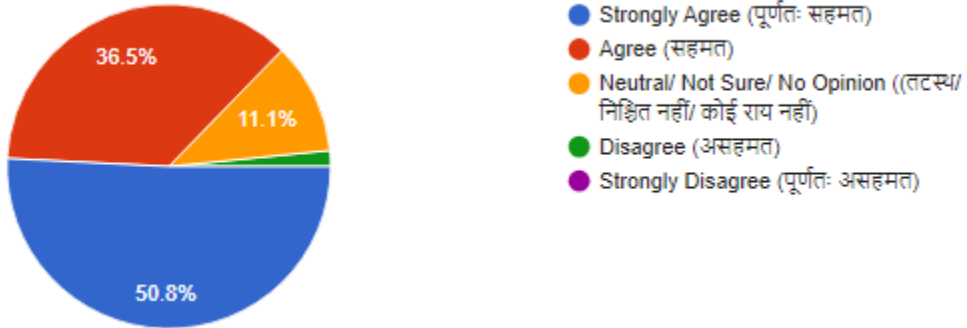
12. The teachers identify your strengths and encourage you with providing right level of challenges.



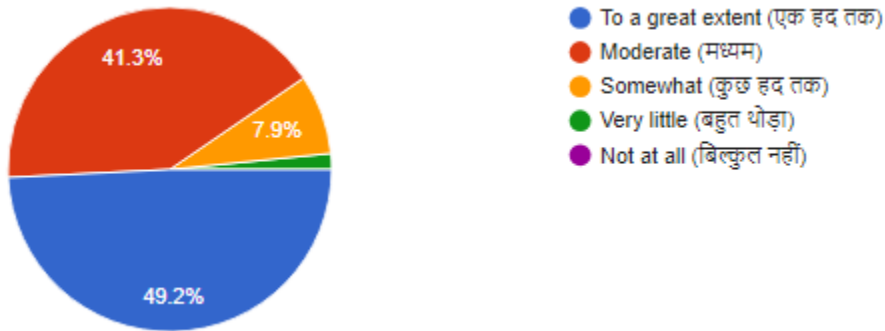
13. Teachers are able to identify your weaknesses and help you to overcome them.



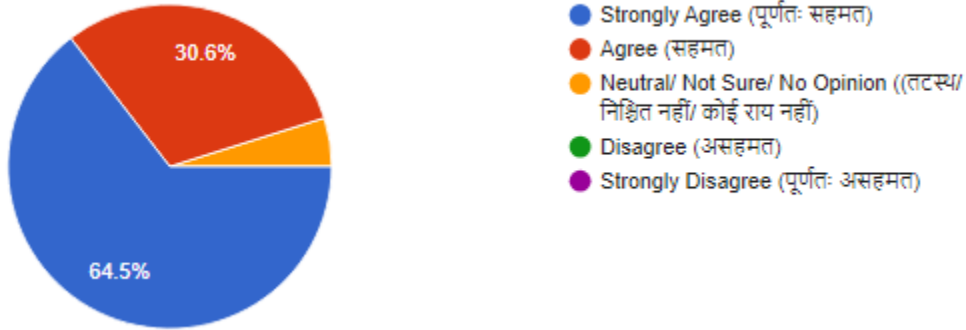
14. The institution makes effort to engage students in monitoring, review, and continuous quality improvement of the teaching learning process.



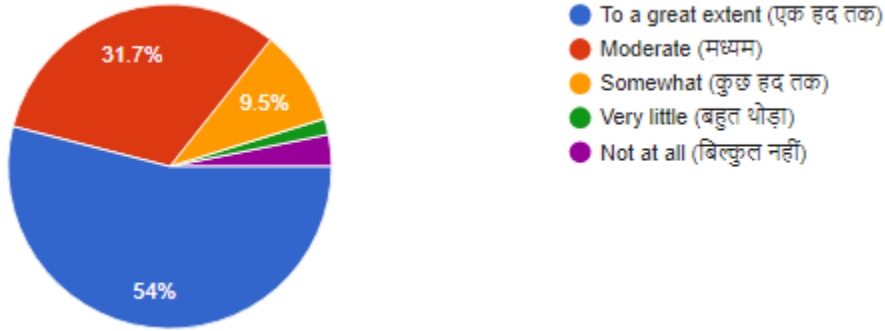
15. The institute/teachers use student centric methods, such as experiential learning, participative learning, and problem-solving methodologies for enhancing learning experiences.



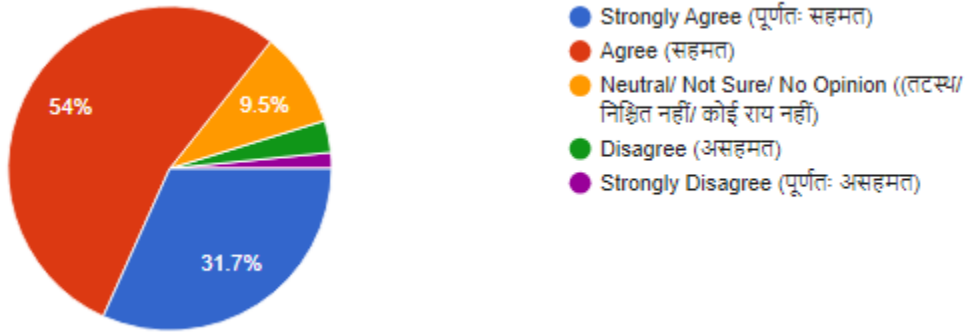
16. Teachers encourage you to participate in extra-curricular activities.



17. Efforts are made by the institute/ teachers to inculcate soft skills, life skills and employability skills to make you ready for the world of work.



18. The overall quality of teaching-learning process in your institute is very good.



Conclusion:

Total questions asked 18

Total response recorded 64

Question 1: 54% of response recorded response “Thoroughly” and 41.3% response recorded “Satisfactory”

Question 2: 73% of response recorded response “Always Effective” and 17.5% response recorded “sometime effective”

Question 3: 49.2% of response recorded response “Excellent” and 36.5% response recorded “Very Good”

Question 4: 65.1% of response recorded response “Always Fair” and 30.2% response recorded “Usually Fair”

Question 5: 61.9% of response recorded response “Every Time” and 20.6% response recorded “Usually”

Question 6: 60.3% of response recorded response “Regularly” and 23.3% response recorded “Often”

Question 7: 50.8% of response recorded response “Significantly” and 41.3% response recorded “Very Well”

Question 8: 49.2% of response recorded response “Strongly Agree” and 46% response recorded “Agree”

Question 9: 79.4% of response recorded response “Every time” and 14% response recorded “Usually”

Question 10: 63.5% of response recorded response “Every time” and 28.6% response recorded “Usually”

Question 11: 71.4% of response recorded response “Every time” and 25.4% response recorded “Usually”

Question 12: 73% of response recorded response “Fully” and 17.5% response recorded “Reasonably”

Question 13: 73% of response recorded response “Every time” and 9.5% response recorded “Usually” and 12.7% recorded occasionally

Question 14: 50.8% of response recorded response “Strongly Agree” and 36.5% response recorded “Agree”

Question 15: 49.2% of response recorded response “To a great extent” and 41.3% response recorded “Moderate”

Question 16: 64.5% of response recorded response “Strongly Agree” and 30.6% response recorded “Agree”

Question 17: 54% of response recorded response “To a great extent” and 31.7% response recorded “Moderate” and 9.5% recorded “Somewhat”

Question 18: 31.7% of response recorded response “Strongly Agree” and 54% response recorded “Agree”